

Stage One	Stage Two	Stage Three	Stage Four	Stage Five	Stage Six	Stage Seven	Stage Eight	Additional
Mummy/Mother/Mum	Man	Chocolate	Teacher	Nurse	Country/	Numbers (1-10)	To choose	Deaf/Hearing
Daddy/Father/Dad	Lady/Woman	Sweet	Boss	Doctor	Countryside	How?	To win	impaired
Brother (1) & (2)	Boy	Crisps	Friend	Milkman/Woman	Town	How much?	To dance	Blind/Visually
Sister (1) & (2)	Girl	Cigarette	Children	Postman/Woman	Sea	How many?	To find	impaired
A Drink	Baby	Apple	Name	Policeman (1) & (2)	Cinema	How old?	To understand	Communication
Water (2) (drink of)	Bread }	Orange (1)	School	Policewoman	Disco/Nightclub	Many	To remember	problem/Difficulty
Biscuit	Butter }	Barana	Work (1) & (2) (Place)	Police Officer	Holiday	A lot	Birthday	Medicine
Dinner (1) & (2)	Egg	Fish (1)	Outside	Firefighter	To begin/To start	Some	Party	Tablet
Food (1) & (2)	Chapati/Roti	Rabbit	Cupboard	Ambulanceman/	To finish/To end	Few	Parcel/Present	Injection
Toilet	Dal/Dhal	Chicken (1)	Pen	Woman	To bring	Time (2)	Balloon	Operation
Bed	Rice	Horse	Pencil	Shop	To ask	Hour	Photograph	Sick/Vomit
Chair	Yoghurt	Cow	Paper	Supermarket	To speak/To talk	Today	Camera	Pain
Table	Noodles	Pig	Scissors	Road	To listen	Tomorrow	Mirror	Dead
Washbasin	Milk (1) & (2)	Sheep	Picture	Garden	To hear	Yesterday	Radio	Hearing Aid (1) & (2)
Bath, A	Tea (1) & (2)	Butterfly	Sand (1) & (2)	Fire (2) (blaze)	To be able/Can	To forget	Newspaper	Glasses/Spectacles
Shower	Coffee (1) & (2)	Boat	Water (1)	Postbox	To forget	Next week	Video Camera	Wheelchair
House	Juice	Train	String	Money	To grow	Last year	Video Cassette/Tape	Video Recorder
Home	Sugar	Aeroplane	Thread	Bag	Same	Last year	Music	People
Car	Cake	Bicycle	Paint	Letter	Different	Long time ago	Hi-Fi/Stereo (1) & (2)	Airman/Woman
Bus	Jam	To have	Key	Stamp	New	Saturday	Personal Stereo	Soldier
I	Ice-Cream	To walk	Box (1) & (2)	Time (1)	Old	Sunday	(1) & (2)	King
Me	Knife	To run	To put	Watch	Beautiful	Day	Smart	Queen
You (1)	To cut with knife	To kick	To make/To create/	To carry	Nice	Night	When? (1) & (2)	Prince
What?/	Fork	To dig	To model	To throw	Kind	Always	Again	Audio Cassette/Tape
Where?	Spoon	To ride (horse)	To do	To catch	Our (1) & (2)	Again	Late	Tape Recorder
There	Plate	To ride (bicycle)	To sew (1) & (2)	To stop	Ours (1) & (2)	Early	Before	CD
Threat	Cup	To ride (general)	To cook (1), (2) & (3)	To like	Their (1) & (2)	Before	After	Computer
To steu	Door	To swim	To sing	To want	Thers (1) & (2)	Another	Wages	First
To drink	Window	To jump	To know	To love	With	Who?	To buy	Next
To eat (1) & (2)	Fire (1)	To climb	To think	To quarrel	Which?	Which?	To save	Through
To look	Radiator	To fall	To work (1) & (2)	Quick	Black	Colour	Careful	Near/Close
To stand/To stand up	Television/TV	To smoke	To read	Slow	Happy/Pleased	Sad/Miserable	Expensive	Between
To get up	Lamp/Light	Big	To write	Fast	Difficult	Blue	Sun	Lucky
To sit	Telephone	Small	To draw	Happy/Pleased	Easy	Brown	Rain	Hungry
To wash (1) & (2)	Dog	Up	To paint	Sad/Miserable	Difficult	Green	Wind	Thirsty
To bath	Cat	Down	To cut with scissors	Easy	Hard	Orange (2)	Snow	Worried
To shower	Bird	My	To teach	Strong	Soil	Red	Stars	Really/True
To go	Tree	Your (1)	To build (1)	Heavy	White	Moon	Sky	Why?
To come (1) & (2)	Flower	Mine	To build (2)/	Clever	Yellow	Snowman		Because
To give (1) & (2)	Book	Yours (1)	To construct	Angry				
More	Teddy	Sorry	To break	Frightened				
Good (1) & (2)	Bricks	Now	We (1) & (2)	Angry				
OK	Doit		Us (1) & (2)	Patien (to be)/Calm				
Bad/Naughty	Ball		Them (1) & (2)	Mistake				
Yes	And		In	Bul				
Please	Hot		On					
Thank you	Cold		Under					
Hello/Hw/Good Morning	Clean							
Goodbye	Dirty							

The Makaton Vocabulary

Makaton is a language programme using signs and symbols to help people communicate. It is designed to support spoken language and the signs and symbols are used with speech in spoken word order.

Makaton helps adults and children with learning difficulties and communication problems. For example, people who have no speech or whose speech is unclear. The vocabulary is highly flexible as it can be personalised to the individual's needs and used at a level suitable to them.

Makaton offers a core vocabulary of 450 concepts and an additional resource vocabulary arranged in topics such as 'Food and Drink.'

Makaton allows children and adults to communicate using the signs and symbols that are of interest to them. Many people then drop the signs and symbols naturally at their own pace, as they develop speech. Others use Makaton throughout their lives.

The Makaton Charity

The Makaton Charity offers training to parents, carers and professionals via a nationwide network of licensed tutors.

Information and resources are available from the charity's website at www.makaton.org

The Makaton Charity offers a wide range of printed and electronic resources such as vocabulary books, DVDs and computer based collections of signs and symbols.

The Makaton Charity, Manor House, Blackwater, Surrey, GU17 0AA

Tel: 01276.606760

Email: info@makaton.org

Phrases for Identifying Key Words

Underline the key words in each sentence.

Come here and have a shower.

Here is your brother's drink of water.

Mum is sitting down on that chair.

Look, there is my dad.

The wash-basin is over there.

The bath is here.

I'm eating my dinner. It's good, thank you.

Good morning, did you sleep ok?

I'm going home. Where are you going?

Go and wipe the table.

Hi, are you coming in the car?

That biscuit is very nice.

What are you eating?

My sister gave me some more to drink.

Thank you for coming to see me.

Essential Words

Toilet/Nappy

House/Home/School/Nursery

Mum/Dad/Brother/Sister

Food/Eat/Drink

Fun Motivational Words

Biscuit/Fruit/Juice

Book

Teddy

Baby/Doll

Bricks

Car/Bus

Sand/Water/Play

Dog/Cat/Bird

Hairbrush/Toothbrush

Key Phrases

It's STORY time

LOOK at the BOOK

Do you want a DRINK?

GIVE ME the BALL

WHERE'S the TEDDY?

The TOILET'S over THERE

Do you want to PLAY with the SAND or the WATER?

Consider

Facial expression

Play with signs e.g. Move them...

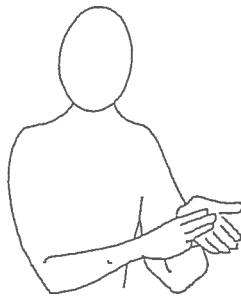
Appropriate placement/direction

Use mime and natural gestures

Have fun!

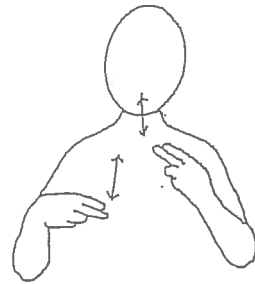
STAGE 1

MUMMY /
MOTHER/MUM




Tap twice

DINNER (1)

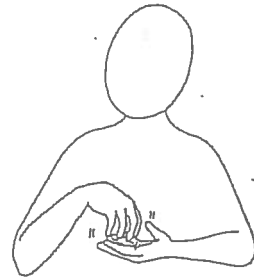


DADDY/
FATHER/
DAD




Tap twice

DINNER (2)



Make small
circular
movement
with upper
hand and
simultaneously
flutter fingers

BROTHER



Rub knuckles

FOOD



Tap once

SISTER



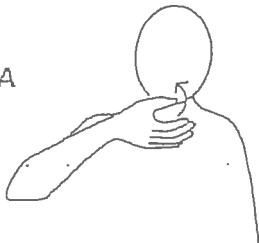
Tap middle of
nose twice

WATER (2)
(Drink Of)



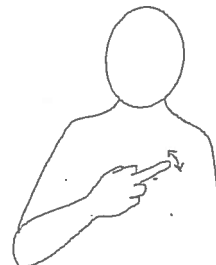
Tilt head
slightly
backwards

DRINK (1), A



Small
movement

TOILET

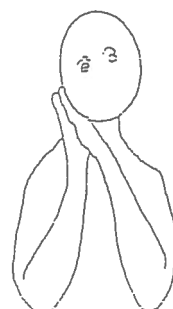


BISCUIT



Tap twice

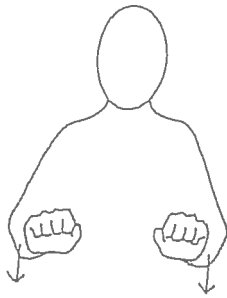
BED



Eyes open

STAGE 1

CHAIR

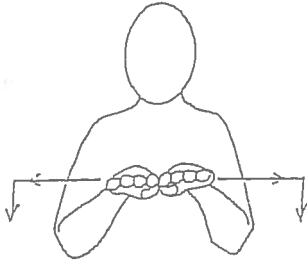


HOME
(see note on
"HOUSE")

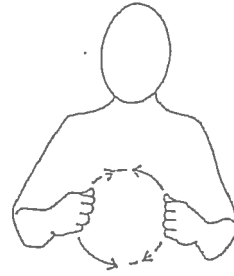


Small arced
movement –
direction can
be varied to
suit context

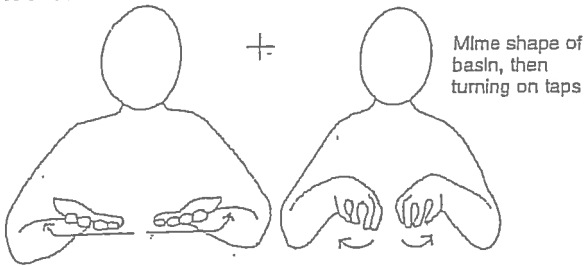
TABLE



CAR

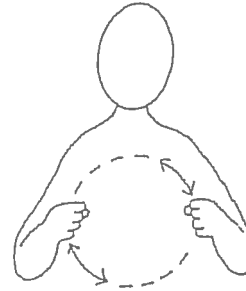


WASHBASIN

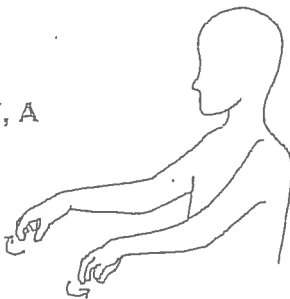


Mime shape of
basin, then
turning on taps

BUS

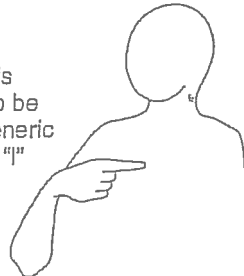


BATH, A



Mime turning
on taps

I
(subjective
pronoun - this
sign can also be
used as a generic
sign for both "I"
and "ME")



SHOWER



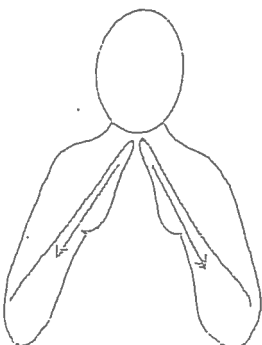
Only one
movement

ME
(objective
pronoun -
see note
on "I")

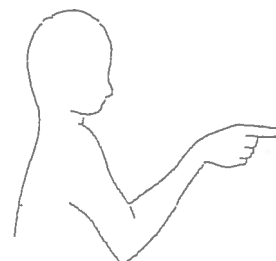


"M" hand
touches chest

HOUSE
(this sign can
be used for
both "HOUSE"
& "HOME", if a
more iconic
version is
required for
"HOME")

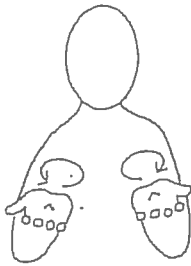


*YOU (I)
(subjective
pronoun -
see video
for examples
of use)



STAGE 1

WHERE?
(see video
for examples
of use)

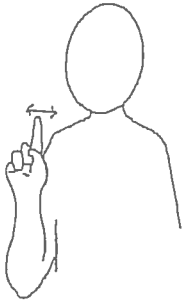


TO EAT (1)



Tap lips twice
with
emphasis

WHAT?
(see video
for examples
of use)



TO EAT (2)



HERE
(see video
for examples
of use)




TO LOOK
(see video
for examples
of use)



Two fingers
are slightly
apart

THERE
(see video
for examples
of use)



TO SEE
(may be used for
both "TO LOOK"
and "TO SEE" if
simpler version is
required - see
video for
examples of use)

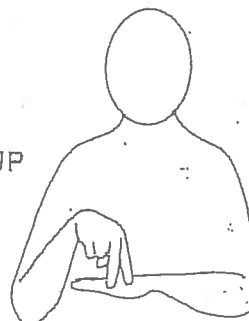


Eyes closed

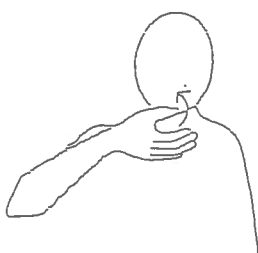
TO SLEEP



**TO STAND/
TO STAND UP**




TO DRINK



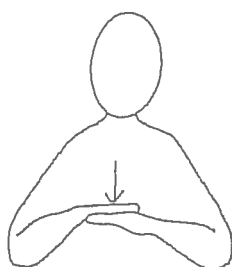
Emphasise
movement -
tilt head
backwards
slightly

**TO GET UP/
TO STAND UP
(From Sitting/
Lying Down)**

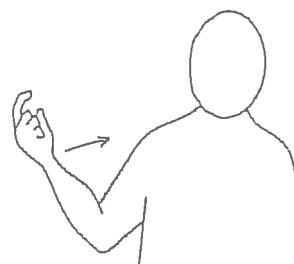


STAGE 1

TO SIT



TO COME (1)
(most frequently
used - see video
for examples
of use)



TO WASH (1)
(see video
for examples
of use)



Mime
washing
hands

TO COME (2)
(alternative
version)

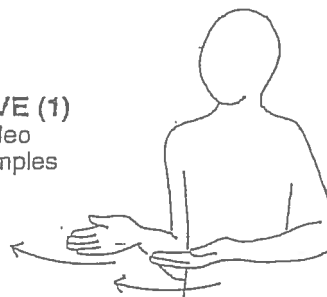


Hand closes
and moves
backwards
slightly

TO WASH (2)
(see video
for examples
of use)



TO GIVE (1)
(see video
for examples
of use)



TO BATH



TO GIVE (2)
(see video
for examples
of use)



TO
SHOWER




Repeat
movement

MORE



Flat hand,
palm down,
covers top of
other fist

TO GO
(see video
for examples
of use)



GOOD (1)



Use both
hands for
"VERY
GOOD"

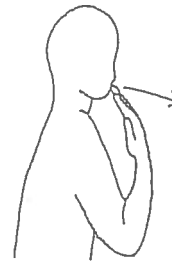
STAGE 1

GOOD (2)
(alternative
version)



Small
downward
movement of
arm

THANK YOU

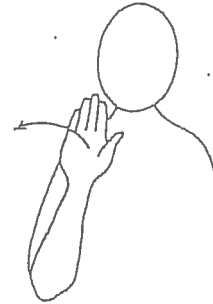


OK
(can also be
finger spelt)




Very small
movement

HELLO/HI



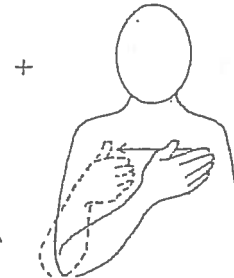
Make sign
at shoulder
height

BAD/NAUGHTY



Use both
hands for
"VERY BAD".
Make two small
forward
movements for
"NAUGHTY"

GOOD MORNING



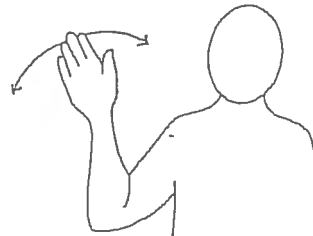
Touch
chest with
fingertips

YES



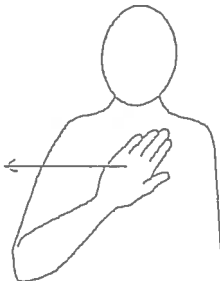
Bend wrist

GOODBYE



Wave hand

NO
(see video
for examples
of use)




PLEASE

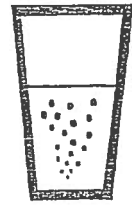


STAGE 1


MUMMY /
MOTHER/MUM



DRINK, A (1)




DADDY/FATHER/DAD



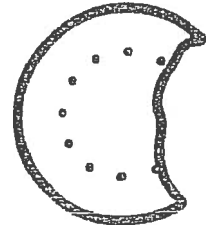
WATER (2)
(drink of)



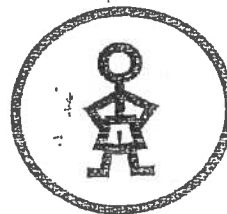
BROTHER (1)
(put initial of
name in square)



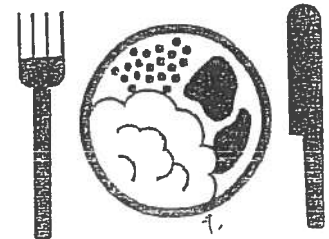
BISCUIT




BROTHER (2)



DINNER (1)




SISTER (1)
(put initial of
name in square)



DINNER (2)



SISTER (2)




FOOD (1)

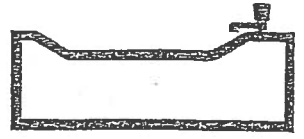


STAGE 1

FOOD (2)



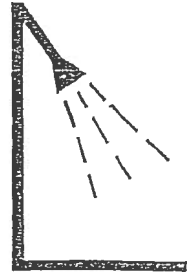
BATH, A



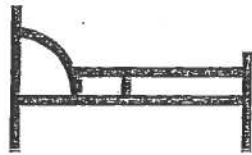
TOILET




SHOWER



BED



HOUSE




CHAIR



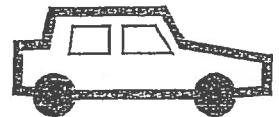
HOME



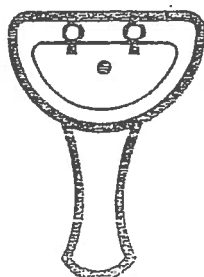
TABLE




CAR



WASHBASIN



BUS




STAGE 1

I
(subjective pronoun)




THERE



ME
(objective pronoun)




TO SLEEP



*YOU (1)
(subjective pronoun)




TO DRINK



WHERE?



TO EAT (1)



WHAT?



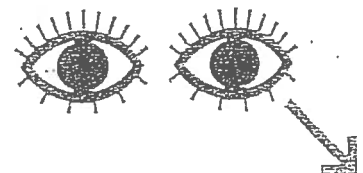
TO EAT (2)



HERE



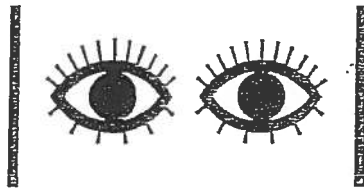
TO LOOK



*For more pronouns and possessive adjectives relating to (YOU) see page 43 and 44.

STAGE 1


TO SEE




TO BATH



TO STAND/
TO STAND UP



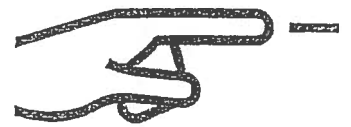
TO SHOWER



TO GET UP



TO GO



TO SIT



TO COME (1)




TO WASH (1)




TO COME (2)



TO WASH (2)

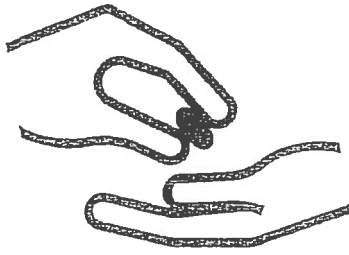


TO GIVE (1)



STAGE 1

TO GIVE (2)



YES



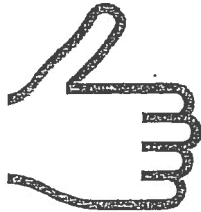
MORE



NO



GOOD (1)



PLEASE




GOOD (2)



THANK YOU



OK



HELLO/HI/
GOOD MORNING



BAD/NAUGHTY



GOODBYE

